

# Product /Process Change Notification

## PCN-20190087

Effective date: 1<sup>st</sup> June 2020

### Modification Description:


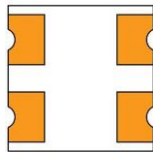
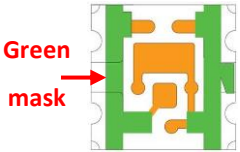
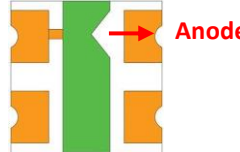
LITEON would like to modify PCB green masks on the top side and add anode mark on bottom side for C19H series.

### Modification Reason:

- 1) To add green solder mask on the top side to avoid tin penetration to bonding pad in the lens.
- 2) To add anode mark on device bottom side for polarity identification.

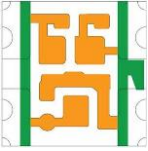
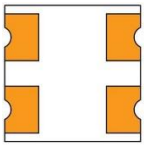
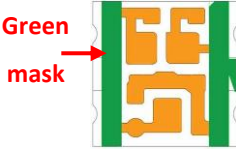
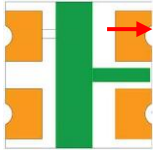
### Impact of Modification:

- 1) PCB Change 1:

PCB outline:			
Old		New	
Top	Bottom	Top	Bottom
			
Affected part number list:			
BSMF-C124	BSMF-C124-000A3	LTST-C19H2KETGKTHW	LTST-C19HBGEW-C
LTST-C19HBGEW-C1	LTST-C19HBGEW-HW	LTST-C19HBGEW-HW1	LTST-C19HBGEW-SA
LTST-C19HE1WT	LTST-C19HE1WT-5A	LTST-C19HE1WT-CAN	LTST-C19HE1WT-F1
LTST-C19HE1WT-H	LTST-C19HE1WT-H2A	LTST-C19HE1WT-PH	LTST-C19HE1WT-RS
LTST-C19HE1WT-RS1	LTST-C19HE1WT-RZ	LTST-C19HE1WT-WM	LTST-C19HEGBK-AS1
LTST-C19HEGBK-EG	LTST-C19HEGBK-HL1	LTST-C19HEGBK-XM	LTST-C19HEGBKT-CC
LTST-C19HEGBW-AP	LTST-C19HEGBW-AT	LTST-C19HEGBW-KN	LTST-C19HEGBW-NA
LTST-C19HRGBW-F	LTST-C19HRGBW-TN	LTST-C19HE1WT-MX	

## Product /Process Change Notification

2) PCB Change 2:

PCB outline:			
Old		New	
Top	Bottom	Top	Bottom
			
Affected part number list:			
LTST-C19HEGBW-NU	LTST-C19HEGYK-Z	LTST-C19HRGYW	LTST-C19HRGYW-ZT
LTST-C19HRGYW-WN	LTST-C19HRYBW-TM		

**Expected influence on quality/ reliability/ performance:**

No effect on product quality and reliability level.

The optical and electric characters remain the same as before.

**Effective Date of Change:**

The effective date will start from 1<sup>st</sup> June 2020.

**Issued by:**

LITEON OPS

SMD LOB 12/2019