

## AT-CUT CRYSTAL UNIT (SMD · Metal-can Type)

RoHS compliant

# HCM49

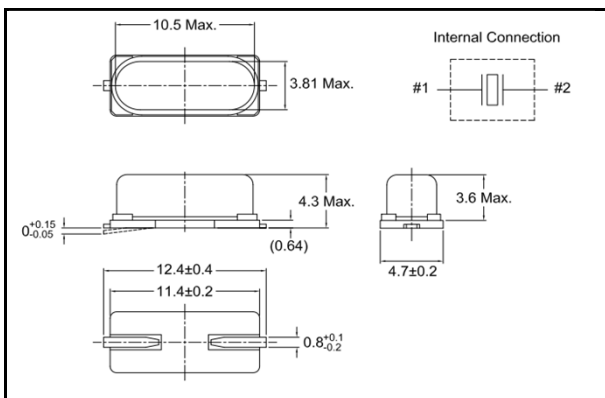
1,000pcs/reel



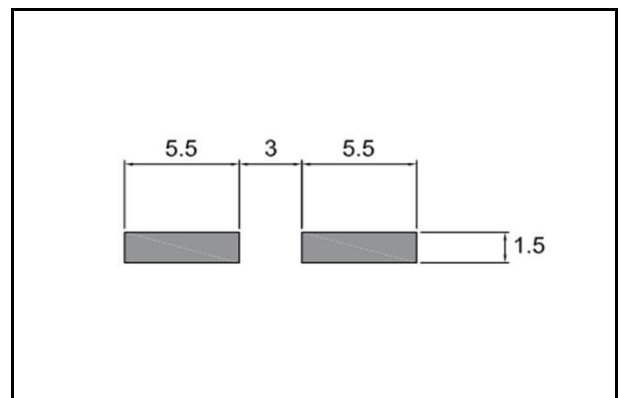
### ■ FEATURES

- Frequency range : 3.5 ~ 50.0MHz
- External dimensions (mm)  
L : 11.4 x W : 4.7 x H : 4.3
- Applications  
Consumer products

### ■ DIMENSION [mm]



### ■ SOLDER PAD LAYOUT [mm]



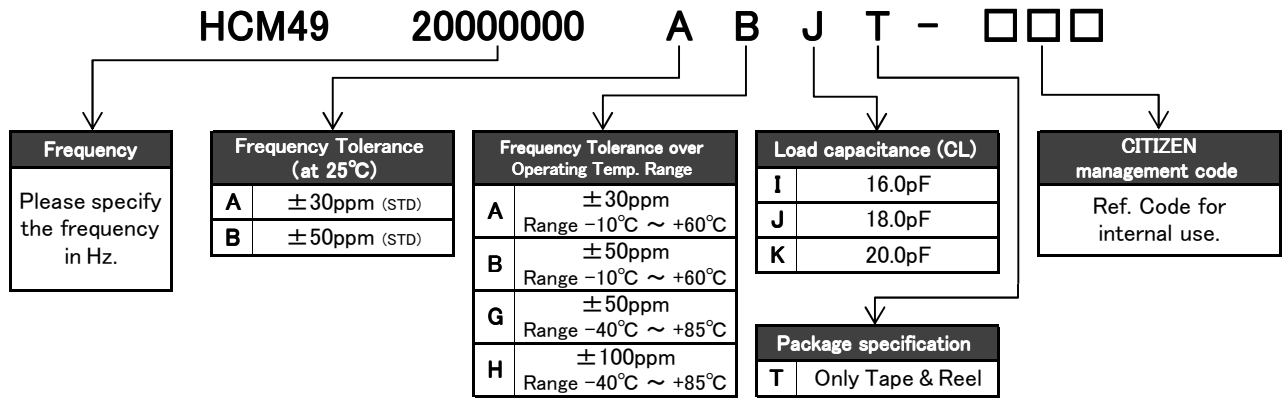
### ■ STANDARD SPECIFICATIONS

Item	Model	HCM49	Conditions
Nominal Frequency	$f_0$	3.5MHz ~ 30.0MHz (Fundamental) 30.0MHz ~ 50.0MHz (3rd Overtone)	Please contact us for frequencies available
Frequency Tolerance	$\Delta f/f_0$	±30ppm	at 25°C
Frequency Tolerance over Operating Temperature Range	$\Delta f/f_0$	below 6.0MHz: ±50ppm above 6.0MHz: ±30ppm	-10°C ~ +60°C
Operating Temperature Range	$T_{OPR}$	-40°C ~ +85°C	
Storage Temperature Range	$T_{STR}$	-55°C ~ +125°C	
Motional (series) resistance	$R_1$	Refer to the following table	at 25°C
Load capacitance	$C_L$	Fundamental: 10.0pF ~ ∞ 3rd Overtone: 5.0pF ~ ∞	Please specify your requirement
Shunt capacitance	$C_0$	7.0pF Max.	
Level of drive	$D_L$	100 μW	
Insulation Resistance	$I_R$	500MΩ Min.	DC100V ± 15V
Aging (first year)	$\Delta f/f_0$	±5ppm Max.	25°C ± 3°C

### ■ MOTIONAL (SERIES) RESISTANCE (R<sub>1</sub>)

Freq. Range (MHz)	3.5 ≤ f <sub>0</sub> < 4.0	4.0 ≤ f <sub>0</sub> < 6.0	6.0 ≤ f <sub>0</sub> < 10.0	10.0 ≤ f <sub>0</sub> < 14.0	14.0 ≤ f <sub>0</sub> < 30.0	30.0 ≤ f <sub>0</sub> < 36.0	36.0 ≤ f <sub>0</sub> ≤ 50.0
Mode	Fundamental	Fundamental	Fundamental	Fundamental	Fundamental	3rd Overtone	3rd Overtone
R <sub>1</sub>	200Ω Max.	150Ω Max.	100Ω Max.	80Ω Max.	50Ω Max.	140Ω Max.	100Ω Max.

## ■ PART NUMBERING SYSTEM



\*Please contact us for specifications available.

## ■ Part Marking [standard]



f : The first 4 digits of Frequency including the decimal point

C : Manufacture's ID Code

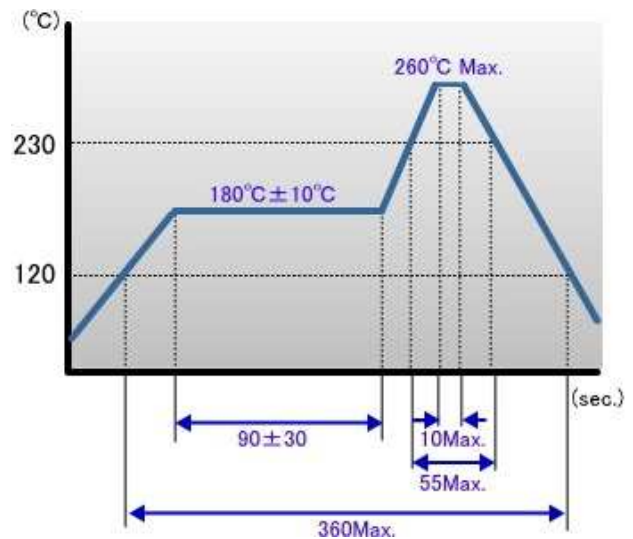
y : The last digit of production year

m : Production month (See Table.1)

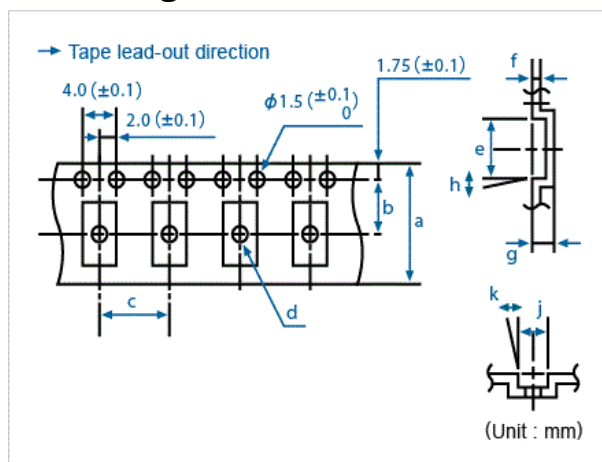
Table.1

Month	Jan	Feb	...	Sep	Oct	Nov	Dec
Code	1	2	...	9	X	Y	Z

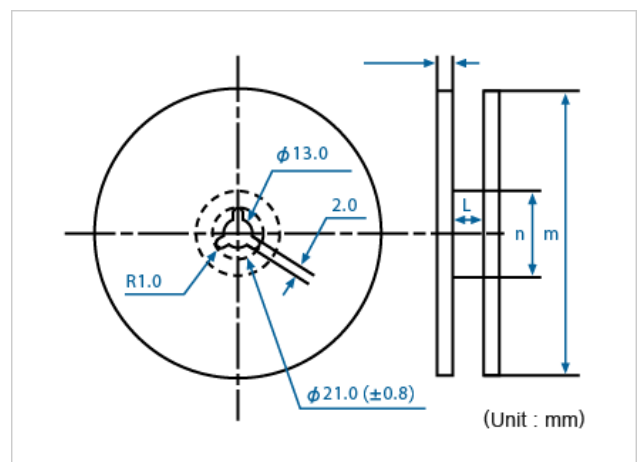
## ■ Reflow profile



## ■ Packing



Conforming to JIS C 0806 TB1208NEIAJ and RC-1009B TE1208N



Conforming to JIS C 0806 R12R and EIAJ RC-1009B R15

Q'ty/reel	a	b	c	d (φ)	e	f	g	h	j	k	l	m (φ)	n (φ)
1,000	24.0	11.5	12.0	2.0	14.1	0.4	4.2	5°	6.5	5°	25.5	330	80

Product specifications are subject to change without notice.

Rev.2